

Analysis of multiple pesticide residues in olives and olive oil using QuEChERS and LC-MS/MS

Sara C. Cunha, Steven J. Lehotay, Katerina Mastovska,
José O. Fernandes, M. Beatriz P.P. Oliveira

U.PORTO

USDA UNITED STATES DEPARTMENT OF AGRICULTURE  Agricultural Research Service

 EASTERN REGIONAL RESEARCH CENTER

Olive Oil

Olive oil is a vegetable oil obtained from the fruit of the olive tree (*Olea europaea* L.)

Introduction

objective

Methodology

Extraction

Analysis

Results

Validation

Conclusions

IMPORTANCE

- **Economic**
- **Cultural**
- **Nutritional**

Aim of the Work

- **Apply the QuEChERS method to olives and olive oil for multiple pesticide residues analysis**
- **Optimize and evaluate this method to achieve high pesticide recoveries and adequate detection limits**

Pesticides Used in Olives

Pesticide	MRL ($\mu\text{g/g}$)						1x Spk to LC-MS/MS
	USA	Codex	EU	Italy	Portugal	Spain	($\mu\text{g/g}$)
Omethoate	---	---	---	---	---	---	0.05
Dimethoate	---	0.5	2	---	2	---	0.05
Simazine	0.25	---	---	0.1	0.1	0.1	0.10
Diuron	1	---	---	0.05	0.05	0.2	0.05
Carbaryl	10	30	5	---	1	1	0.20
Malathion	---	---	0.5	---	0.5	---	0.10
Methidathion	0.05	1	1	1	1	1	0.25
Phosmet	---	---	---	---	2	---	0.10

Analysis of Pesticides in Olives

Introduction

objective

Methodology

Extraction

Analysis

Results

Validation

Conclusions

Sample preparation

QuEChERS method

(10 g sample + 10 ml MeCN + 4 g MgSO₄ + 1g NaCl)

Effect of cleanup

Effect of water

Effect of fat

Recoveries

Effect of Cleanup

Introduction

objective

Methodology

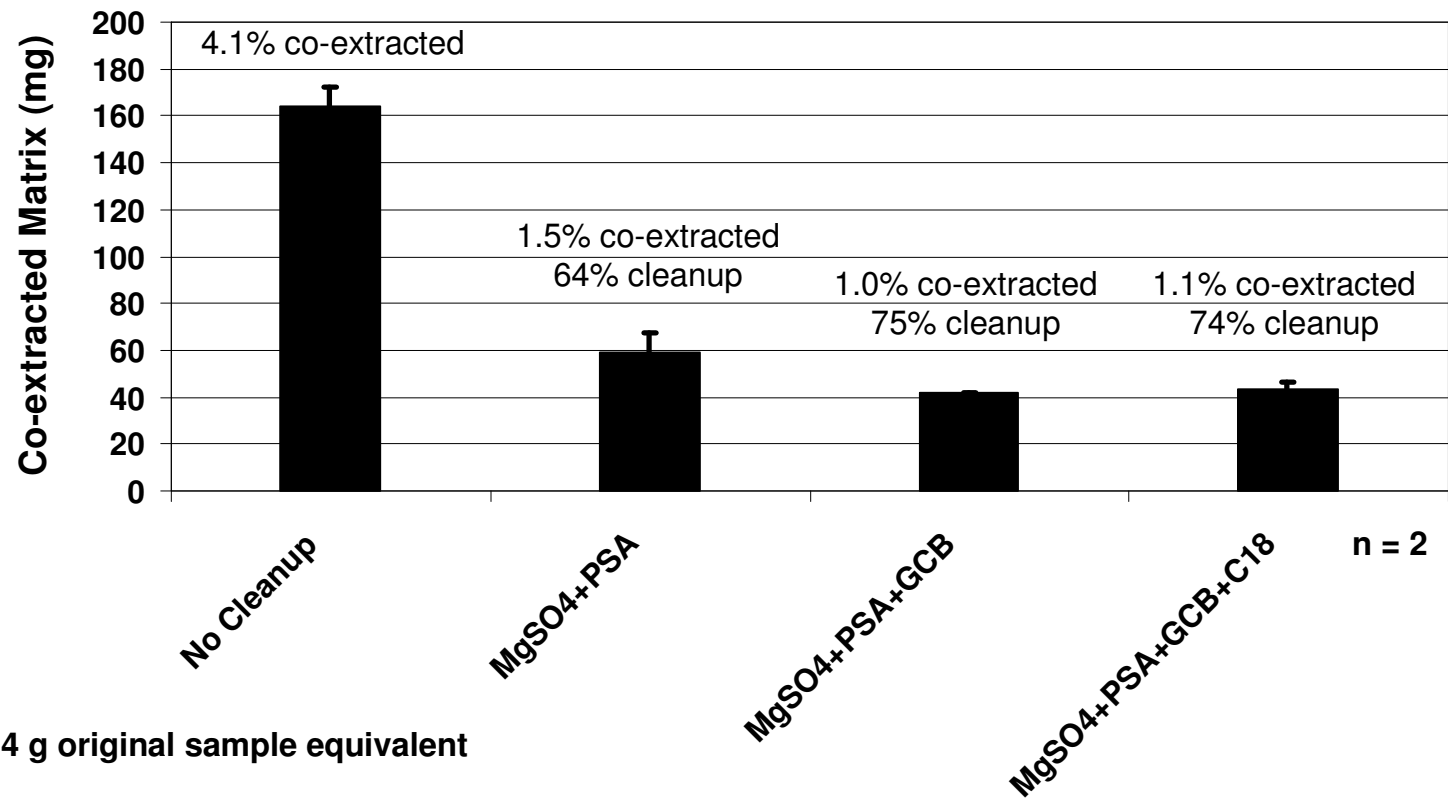
Extraction

Analysis

Results

Validation

Conclusions



Comparison of different cleanup sorbents for olives extracted with the QuEChERS method

Analysis by LC-MS/MS

Introduction

objective

Methodology

Extraction

Analysis

Results

Validation

Conclusions

**Instrument: Applied Biosystems API 3000
+ Agilent 1100 HPLC**

Columns:

Analytical - Phenomenex Prodigy, ODS-3 (150 x 3 mm)

Guard - Phenomenex Security guard, ODS-C₁₈ (4 x 2 mm)

Mobile phase:

Channel A - water with 0.1% formic acid

Channel B - acetonitrile with 0.1% formic acid

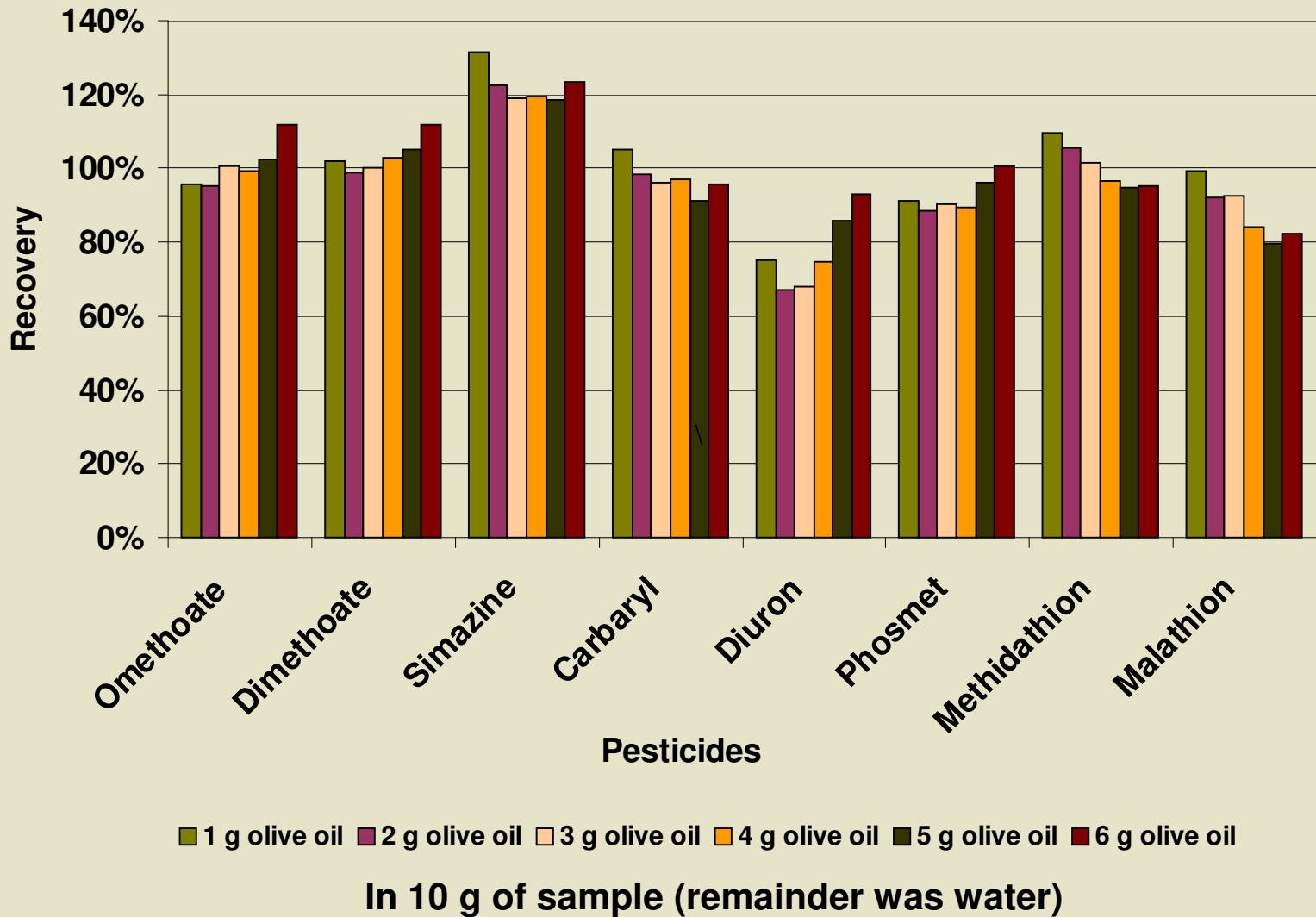
Flow rate: 300 μ l/min

Injection volume: 5 μ l (MeCN extract)

Detection: Multiple Reaction Monitoring (ESI+)

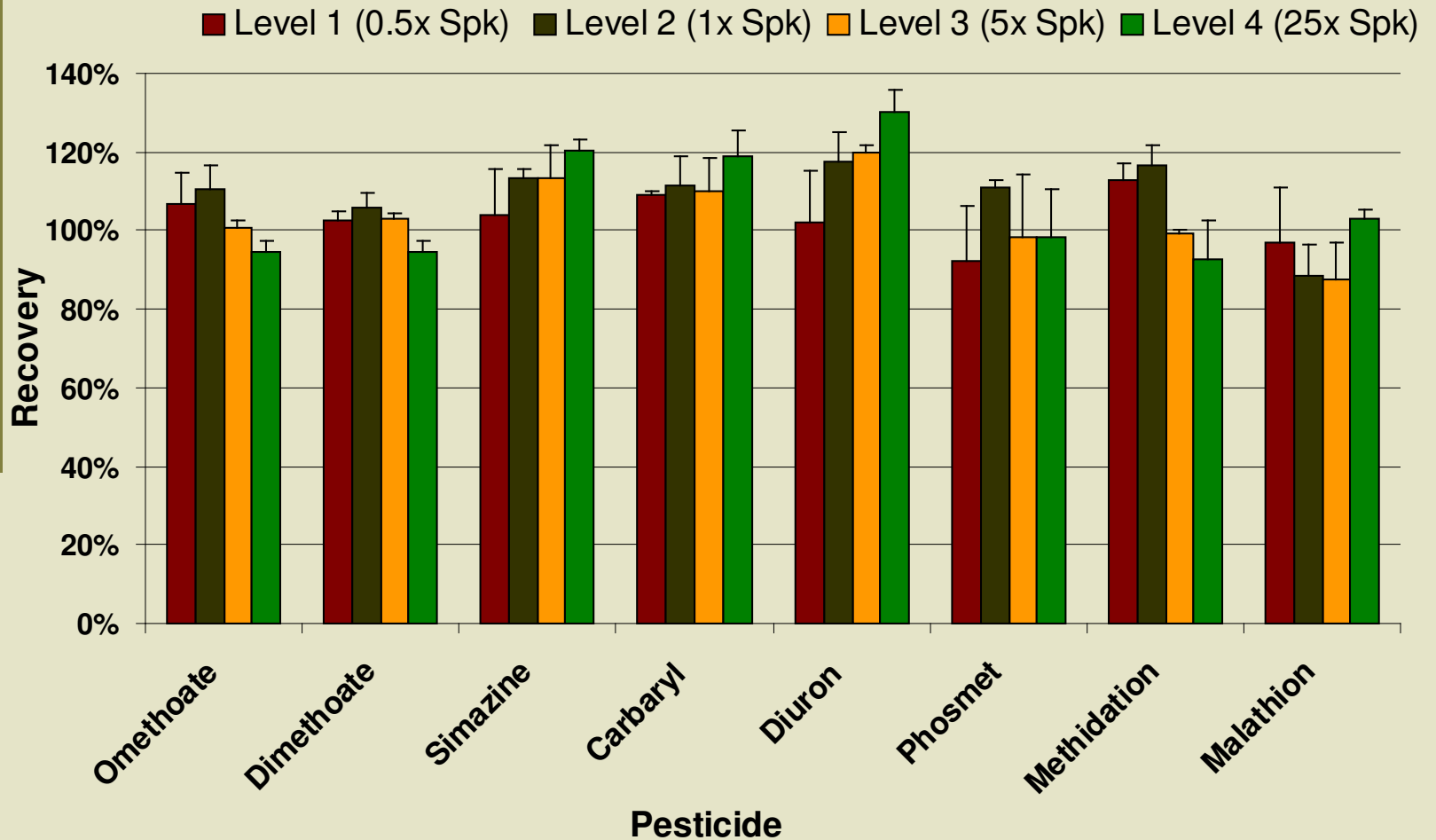
Effect of Water/Oil

- Introduction
- objective
- Methodology
- Extraction
- Analysis
- Results**
- Validation
- Conclusions



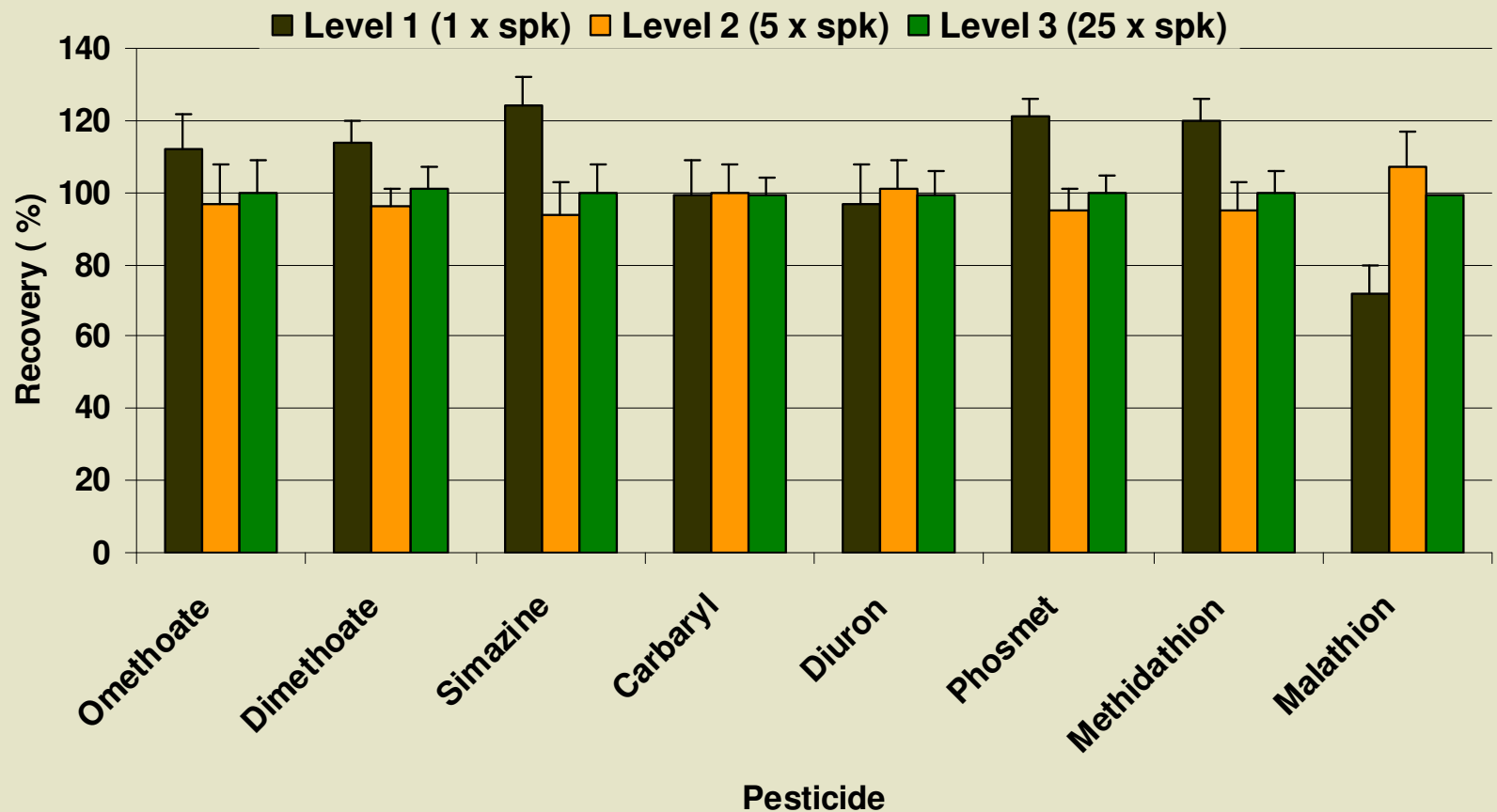
Results of the validation study (mean recoveries and RSDs) obtained with the QueChERS method of olives ($n = 6$)

- Introduction
- objective
- Methodology
- Extraction
- Analysis
- Results**
- Validation
- Conclusions



Results of the validation study (mean recoveries and RSDs) obtained with the QueChERS method of olive oil ($n = 6$)

- Introduction
- objective
- Methodology
- Extraction
- Analysis
- Results**
- Validation
- Conclusions



Conclusions

Introduction
objective
Methodology
Extraction
Analysis
Results
Validation
Conclusions

- ✓ **The best cleanup in dispersive-SPE of olives and its oil used MgSO_4 +PSA+C₁₈+GCB**
- ✓ **The amount of lipids in the sample did not affect the recoveries of the LC-MS/MS analytes**
- ✓ **The validation obtained in LC-MS/MS for most compounds studied was acceptable with recoveries of 88-130% and RSDs <10%.**

Acknowledgments

Alan Lightfield, Limei Yun

FCT (SFRH/BD/8822/2002)

USDA-ARS

**U.S.-Israel Binational Agricultural Research and Development
(BARD) grant US-3500-03**

